

ADE-6F - for armoured cable

Hazardous area cable glands



Suitable for the following cable types:

- Steel wire armoured cable (SWA)
- Steel wire braided cable (SWB)
- Steel tape armoured cable (STA)
- Braided marine shipboard cable; Type P cable

With inspectable clamping for wire or braid.

Ensures 100% clamping of the armour of armoured cables. With braided cables the user must provide additional clamping, we recommend using the certified ADE clamping module (page 2.29).

Certifications and compliances

• ATEX No. INERIS 12ATEX0032X

- Zones 1 and 2, Groups IIA, IIB and IIC
- Zones 21 and 22, Groups IIIA, IIIB and IIIC
- ⊕ II2GD / Ex db IIC / Ex eb IIC / Ex tb IIIC
- ⊕ II3G Ex nRc IIC

• IECEx No. IECEx INE 12.0025X

- Zones 1 and 2, Groups IIA, IIB and IIC
- Zones 21 and 22, Groups IIIA, IIIB and IIIC
- Ex db IIC / Ex eb IIC / Ex nRc IIC / Ex tb IIIC

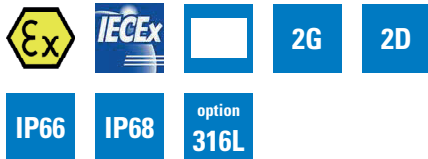
• UL: 3DJN E310130 Class I Zone 2*, AEx e II, Ex e II

- ⊕ ADE size 4 to 17, NPT 1/2" to 4" or ISO 20 to 110 with armoured cable
- ITC, MV, PLTC, TC-ER, TC-ER-HL, TC

• UL: 3LRC E314047 Class I Zone 2*, AEx e II, Ex e II

- ⊕ ADE size 4 to 17, NPT 1/2" to 4" or ISO 20 to 110 with armoured marine cable

* Can be used in Div.2 provided that the enclosure contains no components that produce arcs or sparks.



Other certificates:

- CEPEL 05.0559X
- CCoE P360379-1
- KOSHA 2015-BO-0483 to 0490
- NANIO TC-RU C-FR.ГБ05.B.00858
- NEPSI GYJ13.1082X
- SABS MS/15-0314X

Shipping applications:


- ABS 14-HS1274083-PDA
- BV 40910/A0 BV
- DNV TAE000010X
- Lloyds 11/00072
- DTS-01:1991

Technical specification

- Nickel-plated brass for superior corrosion resistance. 316L stainless steel, bronze and aluminum options available. It is recommended that a suitable lubricant is used on all threads of stainless steel and aluminum versions
- Temperature range: -60 °C to +80 °C
- IP66 / IP68 according to the method of attachment and the condition of the equipment area, see page 2.5
- Equipped with 'deluge' seal

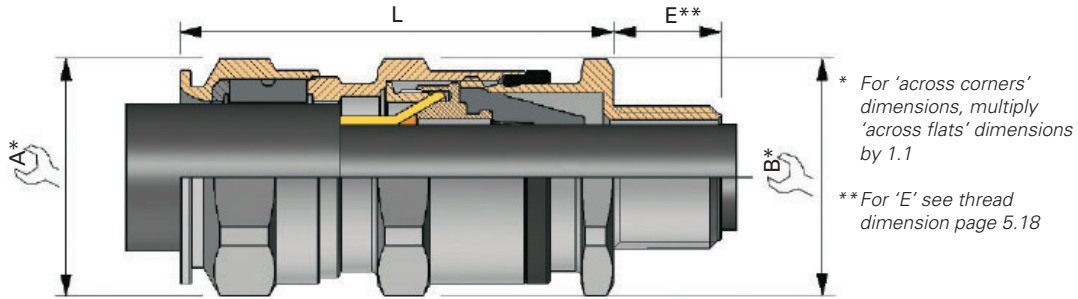
Features and benefits

- 1: Specifically formulated diaphragm seal offers cold flow protection when required and sealing on cable inner sheath
- 2: Universal clamping design for earthing and bonding of armour shield. Provides mechanical strength and is suitable for all armour shield types, with no requirement to reverse components that may introduce risk of incorrect installation. Fully inspectable
- 3: Specifically formulated elastomer for IP sealing on outer sheath of cable
- 4: Deluge performance to avoid water ingress through the thread
- 5: Additional external cable clamping for strain relief (optional)



ADE-6F - for armoured cable

Hazardous area cable glands



* For 'across corners' dimensions, multiply 'across flats' dimensions by 1.1

**For 'E' see thread dimension page 5.18

SERIES	THREAD SIZE	CABLE SEALING RANGE	MATERIAL	OPTION
ADE6	M25	3	NPN	

0 = XS
1 = S
2 = M
3 = L

CODES	
K1	Accessories kit 1
K2	Accessories kit 2
K3	Accessories kit 3
BLANK	No option

NPS	Nickel-plated brass
SSS	Stainless steel
BZS	Bronze
ALS	Aluminum (not Group I)

KIT OPTIONS	
K1	Kit 1 contents:
	• Locknut
	• Green composite washer
K2	Kit 2 contents:
	• Locknut
	• Green composite washer
	• Earth tag
K3	Kit 3 contents:
	• Locknut
	• Green composite washer
	• Earth tag
	• Serrated washer

Ordering codes

SERIES	THREAD SIZE (ISO)	THREAD SIZE CODE (ISO)	THREAD SIZE (NPT)	THREAD SIZE CODE (NPT)	CABLE SEALING RANGE	CABLE SEALING RANGE		ARMOUR MIN - MAX	A	B	L	ADE GLAND SIZE	CATALOG NUMBER (ISO)	CATALOG NUMBER (NPT)
						INNER SHEATH MIN - MAX	OUTER SHEATH MIN - MAX							
ADE6	16*	M16	3/8**	N038	3	3.5 - 7.0	7.0 - 12.0	0.2 - 0.9	19	19	47.5	5	ADE6M163NPS	ADE6N0383NPS
ADE6	20	M20	1/2"	N050	1	3.5 - 7.0	7.0 - 12.0	0.2 - 0.9	19	19	47.5	5	ADE6M201NPS	ADE6N0501NPS
ADE6	20	M20	1/2"	N050	2	6.5 - 11.0	10.0 - 16.0	0.2 - 1.3	24	24	54.5	6	ADE6M202NPS	ADE6N0502NPS
ADE6	20	M20	1/2"	N050	3	9.0 - 14.5	13.5 - 21.0	0.2 - 1.3	30	30	60.5	7	ADE6M203NPS	ADE6N0503NPS
ADE6	25	M25	3/4"	N075	2	9.0 - 14.5	13.5 - 21.0	0.2 - 1.3	30	30	60.5	7	ADE6M252NPS	ADE6N0752NPS
ADE6	25	M25	3/4"	N075	3	12.0 - 19.5	18.0 - 27.5	0.2 - 1.6	41	41	74.0	8	ADE6M253NPS	ADE6N0753NPS
ADE6	32	M32	1"	N100	2	12.0 - 19.5	18.0 - 27.5	0.2 - 1.6	41	41	74.0	8	ADE6M322NPS	ADE6N1002NPS
ADE6	32	M32	1"	N100	3	17.5 - 26.0	23.0 - 34.0	0.2 - 1.6	48	48	83.0	9	ADE6M323NPS	ADE6N1003NPS
ADE6	40	M40	1 1/4"	N125	2	17.5 - 26.0	23.0 - 34.0	0.2 - 1.6	48	48	83.0	9	ADE6M402NPS	ADE6N1252NPS
ADE6	40	M40	1 1/4"	N125	3	23.0 - 33.0	29.0 - 41.0	0.2 - 2.0	55	55	92.0	10	ADE6M403NPS	ADE6N1253NPS
ADE6	50	M50	1 1/2"	N150	2	23.0 - 33.0	29.0 - 41.0	0.2 - 2.0	55	55	92.0	10	ADE6M502NPS	ADE6N1502NPS
ADE6	50	M50	2"	N200	3	28.5 - 41.0	35.0 - 48.0	0.2 - 2.5	64	64	104.0	11	ADE6M503NPS	ADE6N2003NPS

* Not UL certified. Above catalog numbers are for nickel-plated brass; refer to order code diagram for other options.